


Ovulation Test



Questions? Call: 1-858-333-1122

PLEASE READ ALL THE INFORMATION IN THIS INSERT BEFORE PERFORMING THE TEST.

INTENDED USE

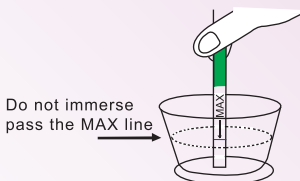
Ovulation Test is a rapid test for the qualitative detection of luteinizing hormone (LH) in urine to predict the time of ovulation. It is intended for home users.

CONTENT OF THE TEST KIT

- One pouch containing a test strip and a desiccant.
- Urine collection cup.
- An instruction sheet.

HOW TO USE TEST

1. Collect urine in the cup provided.
2. Remove the test strip from the sealed pouch and use it as soon as possible.
3. Immerse the strip into the urine with arrow pointing downward for 5 seconds. Urine level should not exceed the MAX line on the strip.
4. Take the strip out and lay the strip flat.
5. Read the test result between 3- 8 minutes.

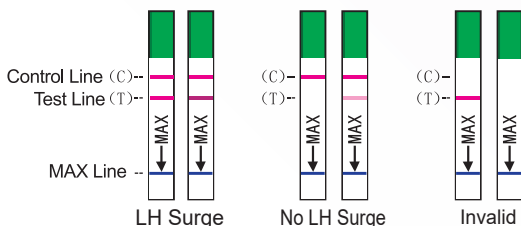


WHEN TO START TESTING

1. Determine the Length of Your Menstrual Cycle.
2. Your Menstrual Cycle Length is the number of days from the first day of your period (menstrual bleeding) to last day before your next period starts. Think back over the last few months to decide what your usual cycle length has been.
3. Circle your usual cycle length on the when to start chart right. Select the number directly underneath.
4. Starting the first day of your last period, count ahead the selected number of days on your calendar. This is the day you should begin testing.
Count ahead this many days starting with the first day of your last period.

Circle Your Usual Cycle Length YOUR CYCLE LENGTH	WHEN TO START CHART START TO TEST ON
21 days	day 6
22 days	day 6
23 days	day 7
24 days	day 7
25 days	day 8
26 days	day 9
27 days	day 10
28 days	day 11
29 days	day 12
30 days	day 13
31 days	day 14
32 days	day 15
33 days	day 16
34 days	day 17
35 days	day 18
36 days	day 19
37 days	day 20
38 days	day 21
39 days	day 22
more than 40 days	consult a doctor

HOW TO READ THE RESULT



LH Surge: If two pink-colored lines are visible and the test line (T) is equal to or darker than the control line (C), you will probably ovulate in the next 24- 48 hours. If you want

to be pregnant, the best time to have intercourse is after 24 hours but before 48 hours. **No LH Surge:** Only control line (C) appears or the test line (T) is present but lighter in color intensity than the control line. This indicates that no LH surge has been detected and you should continue daily testing.

Invalid: No line appears in the control region.

STORAGE

Store at 39°F-86°F (4°C-30°C) in the sealed pouch up to the expiration date. Open the pouch only shortly before the test.

PRECAUTIONS

- Do not use the test kit if the pouch is damaged.
- Do not use after the expiration date.
- For in-vitro diagnostic use only. Not to be taken internally.
- The procedures should be followed precisely for accurate results.
- Single-use device. Do not reuse.

LIMITATIONS

1. Reagents used in the test strip are cross-reactive with HCG. The strip is intended only for the analysis of LH in HCG-free specimens.
2. Women suffering from polycystic ovary syndrome may have elevated LH concentration.
3. The test strip will not work properly if you are pregnant, menopausal, or taking birth control pills.
4. The test results should not be affected by pain relievers. Antibiotics containing HCG or LH may affect the test and should not be taken while using the LH ovulation test.
5. The test provides a presumptive diagnosis for the time of ovulation. The user should not take any decision of medical relevance without first consulting his or her medical practitioner.

QUESTION AND ANSWERS

- Q:** If the Ovulation Test can determine my most fertile time, why can't I use it for contraception (birth control)?
- A:** Sperm can survive up to 72 hours (3 days), and this test predicts your LH surge only up to 24-36 hours in advance. Therefore, if you have intercourse before you discover your surge, the egg can still be fertilized.
- Q:** Do alcohol or common medications affect the test?
- A:** No, but you should consult your physician if you are taking any hormonal medication. Also, recent oral contraceptive use, breast feeding, or pregnancy could affect the test results.
- Q:** How does the test work?
- A:** Luteinizing Hormone (LH) is always present in your urine and increase just before ovulation. This increase or "surge" in LH triggers ovulation, which is the release of an egg from your ovaries and the most fertile time of your cycle. The Accu News Ovulation Test detects the LH surge, which precedes ovulation by 24-36 hours. Your two most fertile days begin with the LH surge.
If you have intercourse within the next 24-36 hours of your surge. You will maximize your chances of becoming pregnant.
- Q:** Will the amount of liquid I drink affect the result?
- A:** Heavy intake of fluids prior to testing will dilute the hormone in your urine. We suggest that you limit your fluid intake for about two hours before you perform the test.
- Q:** Once I see a positive result, when is the best time to have intercourse if I want to get pregnant?
- A:** Once you see a positive result, your ovulation is likely to occur within 24-48 hours. This is your most fertile time. Sexual intercourse after 24 hours but before 48 hours is advised.

Manufactured for CorDx, Inc.
9540 Waples St Unit C, San Diego,
CA 92121, USA

PI-LH-01-01, Rev. 05/05/2022